


Crossword Puzzle




ACROSS

- Ready to go to bed or take a nap
- Things such as a dress or trousers that you wear to cover your body
- The opposite of being asleep
- A raised part of the Earth's surface, much larger than a hill

DOWN

- A flash of bright light in the sky produced by electricity
- The front of the head, where the eyes, nose and mouth are
- A grey or white mass floating in the sky, made of very small drops of water
- To speak to God

LIGHTNING	AWAKE	PRAY	CLOTHES
CLOUD	SLEEPY	FACE	MOUNTAIN



Copyright © Sermons4Kids, Inc.
May be reproduced for Ministry Use

Children's Worship Bulletin

The Best Is Yet to Come

Luke 9:28-36

Word Search Puzzle

J E S U S C L O T H E S V L N
 O S X T V O I C E G H Z J A L
 H O U R A C X N V S U A O P L
 N Z I M D L I S E K D P H G K
 J U M U R A K M O J I P N Q U
 U D O Z T W A I O I S E H T L
 M L Z N A J P N N L C A Z D I
 C O U E P I E S O G I R J M G
 G O S L M Z T L Z P P E S G H
 M V U E D W E M P T L D J S T
 B T X K S A R W R A E M A T N
 K Z M C H O S E N J S L Y F I
 P R A Y B R I G H T F P Z O N
 C H A N G E D K Z F Z C J X G
 N U F A C E O V E L I J A H S

CHOSEN	FLASH	FACE	ELIJAH	MOUNTAIN
TALKING	JESUS	MOSES	VOICE	CLOUD
JOHN	BRIGHT	LIGHTNING	CHANGED	PETER
PRAY	APPEARED	CLOTHES	JAMES	DISCIPLES

Jericho Friends Meeting
February 14, 2010
www.jerichofriends.org

Color Me!




While he was speaking, a cloud appeared and enveloped them, and they were afraid as they entered the cloud. A voice came from the cloud, saying, "This is my Son, whom I have chosen; listen to him."

Luke 9:34-35 (NIV)

Maze Puzzle

The Transfiguration

Can you find the way to Jesus, Moses, and Elijah?



As he was praying, the appearance of his face changed, and his clothes became as bright as a flash of lightning. Two men, Moses and Elijah, appeared in glorious splendor, talking with Jesus. They spoke about his departure, which he was about to bring to fulfillment at Jerusalem.

Luke 9:34-35 (NIV)

around the classroom, etc. Let children write one place that God may lead them on their own foot cut out. As children slowly FOLLOW THE FEET, they will whisper the word on each foot that they are following to read ALL of the places that God may lead them. The teacher can give them ideas or have an idea list on the chalkboard for children to write on their foot (such as "To church, to school, to a friend's home, to a sick person's home, to the Pastor's home, to a hospital, to a nursing home, to a mission field," etc.). PRAY the prayer at the end of our lesson as children stand on one cut-out foot each and ask GOD to lead them to go where HE wants them to GO!

Puzzle
Solution
 bright
 shine
 face
 voice

to change

Copyright © Sermons 4 Kids, Inc.
 All Rights Reserved
Sermons4Kids.com

Transfiguration Word Jumble

Unscramble the four words and use the letters in the numbered boxes to solve the puzzle. The solution will explain the meaning of the word transfiguration.

RTHIBG
7 1

HEINS
4 6 8

CEAF
5 3

IVECO
2

1 2 3 4 5 6 7 8



Jesus, Moses, and Elijah on the mountain.

QUICK TRAVELING: Put up signs around the room of places that the children will be "traveling" to, such as one wall could be Paris, France; another wall could be Alaska Frontier; another wall could be Mexico, etc as the teacher desires. All children will meet together in the middle of the room to begin the game and as the teacher shouts out where to "travel", the children will run from place to place as quickly as possible. The last one to each destination, will join the teacher and will quit traveling. Continue as time allows or until one child is left in the traveling, as the **QUICKEST TRAVELER!**

MODES OF TRAVEL: Let the children join together in a large open space, such as a gym, fellowship room or a hall way to run in during the game. Let children DO what the teacher says for the modes of travel, such as FLY to Brazil (children will put out arms and pretend to fly as they run); take a TRAIN to the West Coast (children can move arms and shout out chugga chugga choo choo); SWIM in the Pacific Ocean; DRIVE A CAR to Grandma's house; RIDE A HORSE to the ranch; etc.

FOLLOW ME: The teacher can have pictures and words around a large area for the children to follow the teacher to each area and talk about what they see or read on the wall - such as JESUS TURNED WATER INTO WINE (a small container of grape juice could be at this 'stop' for the children to sip on); JESUS HEALED THE BLIND, THE CRIPPLED AND SICK PEOPLE WERE HEALED (teacher could have band aids at this 'stop' for the children to put on themselves); PEOPLE WERE RAISED FROM THE DEAD (teacher could have a cave picture with a door that would open and shut for the children to move up and down and see words behind the door that said that Jesus raised people from the dead); JESUS WALKED ON THE WATER (water could be at this 'stop' for the children to put their fingers in); 5000 PEOPLE WERE FED WITH FIVE LOAVES AND TWO FISH (bread and gold fish crackers could be at this 'stop' for the children to snack on while talking about Jesus); TRIP TO THE MOUNTAIN with Jesus and His disciples (a MT picture that the children could each color a little bit with chalk); DAZZLING WHITE CLOTHES THAT JESUS WAS IN WHEN HE PRAYED (white sparkling cloth that children could touch); and THREE SHELTERS (teacher can have the 3 shelters with the names on each shelter from our lesson and let children read the 3 names); and continue walking to the final TRAVEL PLACE today that will be the CLOUD THAT APPEARED (teacher can have the words written in the cloud that is partially covered with cotton.. and write THIS IS MY SON, LISTEN TO HIM); and then the teacher can have the class FOLLOW back to the classroom and see how many of the TRAVEL STOPS that the children can remember???

WALK AND SING: After telling today's story and enjoying the activities, teach the song EVERY DAY WITH JESUS to the children or hand them the words typed out to follow along with and let children follow the teacher around a designated spot and whenever the teacher stops, everyone gets a "sweetart" candy and continue to sing the song again.


MOUNTAIN TOP EXPERIENCES: Give children some black construction paper and some white and colored chalk to draw a tall mountain. Encourage children to draw a cross at the TOP of the Mountain and then write their own "Mountain Top Experiences" on the paper. At the bottom of the mountain, write in large letters - THE BEST IS YET TO COME!

HEAVENLY TRAVEL BOOKS: Give children pieces of construction paper to put together as a book. Make a front page for HEAVENLY TRAVELS and then each page of their book will be pictures drawn or stickers, words, etc, for what will be in heaven, such as no sickness, gold streets, worship, singing/music, crowns, etc!

MOUNTAIN PRAYER: Make a MOUNTAIN to tape to a wall that isn't usually used by the class and have the children gather together and sit at the foot of that mountain and do sentence prayers to THANK JESUS for everything that He does for us. When everyone has said a sentence prayer, let the group stand and hold hands at the "foot of the mountain" and sing GOD ANSWERS PRAYER IN THE MORNING, GOD ANSWERS PRAYER AT NOON, GOD ANSWERS PRAYER IN THE EVENING SO KEEP YOUR HEART IN TUNE.

FOLLOWING FEET: Let children trace their foot and cut out and color if desired. Place the feet in a long line through a hall way or

No Greater Love



Greater love has no one than this, that he lay down his life for his friends.

John 15:13

Image from [Calvary Chapel](http://CalvaryChapel.com)
Used with permission Sermons4Kids.com

Mountaintop Experiences



Theme: Meeting Jesus on the mountain top is not a stopping place, it is a starting point.

Object: A photo of an exciting event in your life such as the birth of a child, your wedding day, or your graduation from high school or college.

Scripture: *About eight days after Jesus said this, he took Peter, John and James with him and went up onto a mountain to pray. As he was praying, the appearance of his face changed, and his clothes became as bright as a flash of lightning. Two men, Moses and Elijah, appeared in glorious splendor, talking with Jesus. They spoke about his departure, which he was about to bring to fulfillment at Jerusalem. Peter and his companions were very sleepy, but when they became fully awake, they saw his glory and the two men standing with him. As the men were leaving Jesus, Peter said to him, "Master, it is good for us to be here. Let us put up three shelters--one for you, one for Moses and one for Elijah." (He did not know what he was saying.) Luke 9:28-33 (NIV)*

One of the happiest days of my life was the day my son was born. This is a picture of me holding my new-born son. I think you can tell by the smile on my face that it was a very happy day for me. It was such a happy day that I found myself wishing that it would never end.

Even though the birth of my son was a very happy day, would it have been a good thing if it had never ended? No! That day was not a stopping place, it was a starting place. It was the start of a wonderful journey with my son. There would be many happy days to come...his first tooth, watching him take his first steps, his first day of school, his graduation from high school.

Have you ever had a day that was so wonderful that you wanted it to last forever? I am sure you probably have. Did you know that Jesus' disciples had days like that too? Our Bible lesson today is about one of those days.

One day, Jesus took Peter, James, and John with him up onto a mountain to pray. As Jesus was praying, something very strange happened. The Bible says that the appearance of his face began to change and that his clothing became as bright as a flash of lightning. Then, Moses and Elijah appeared with Jesus. When Peter saw this, he was so excited that he told Jesus that he thought that they should just stay up there on the mountain and build three tabernacles -- one for Jesus, one for Moses, and one for Elijah.

Peter didn't understand that this wonderful experience on the mountain was not a stopping place -- it was a starting place. It was a starting place for God's greatest gift -- the gift of salvation. Following this moment on the mountain, Jesus died on a cross, was buried, and rose from the grave so that you and I could have eternal life in heaven.

God sends a lot of happy days into our life. The day that we meet Jesus is, without a doubt, the happiest day of our life, but it isn't a stopping place -- it is a starting point for a journey that leads to eternal life in heaven with Him.

Dear Father, we thank you for all of the happy days that you send our way, but most of all, we thank you for the happiest day -- the day we met Jesus and invited him into our heart. Amen.

Some graphics © Dream Maker Software -
www.CoolClipArt.com - Used by Permission.



The Sermon on the Plain Luke 6:17-26

This coloring page is provided by Bill Lazasz.
<http://www.christiancharacterbuilders.com>